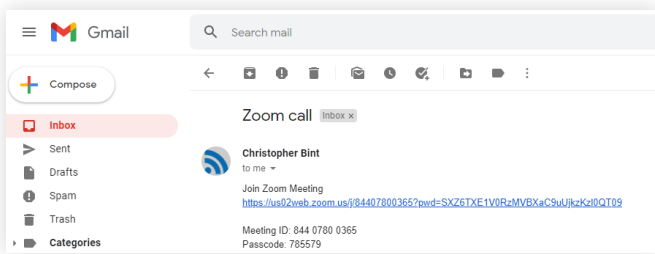




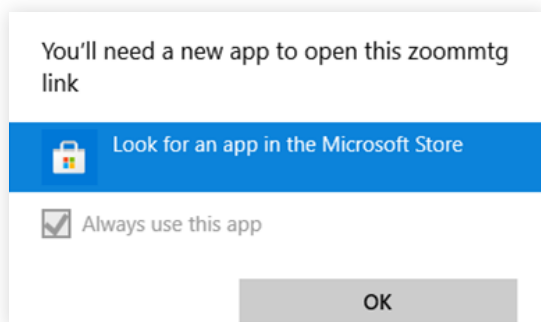
RAKIB OO KU BIIR KULANKA SUUM (ZOOM) ADOO U SII MARAYA CASUUMAD IIMAYL (EMAIL) AH MAYKAROSFT WINDHOWS - MICROSOFT WINDOWS

1

Fur fariinta iimaylka ee uu kuu soo diray shaqsiga kugu casuumay ka-qeybgalka Kulankooda Suum (Zoom). Badhanka maawska(mouse) ee dhinaca bidix xiga hal mar ku guji xiriiriyaha buluugga ah ee hoosta ka xariiqan hal.

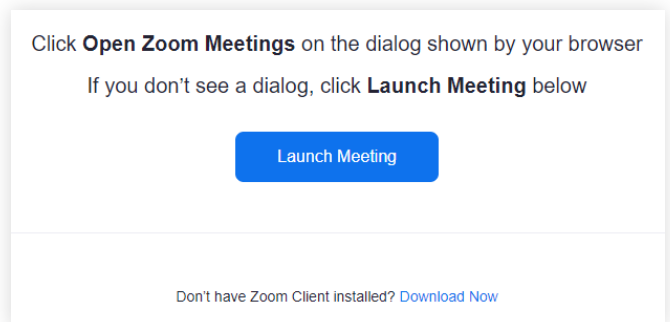


Waxa suuragal ah in kumbuyuutarku ku tusayo farriintan. **Fadlan iska dhega tir.** Markaad badhanka bidix ee mawska ku gujiso meel shaashadda ah oo ka baxsan fariinta, waa inay qarsoontaa.



2

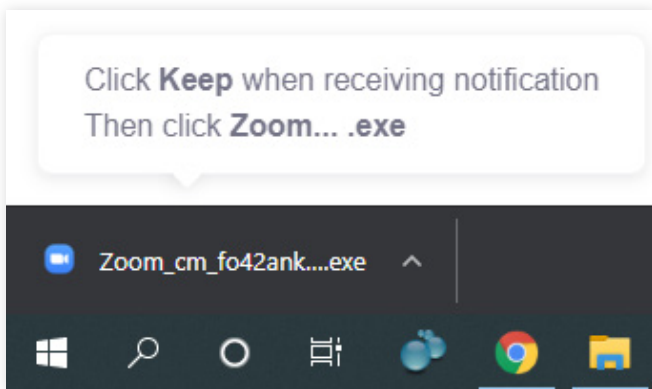
Websaayt (Website) cusub ayaa soo muuqan doona kaas oo naga caawin doona inaan rakibno barnaamijka Suum (Zoom). Guji ereyada **Soo dejiso Hada** si aad hawsha u bilaawdo.



BOGGA 1 EE 2

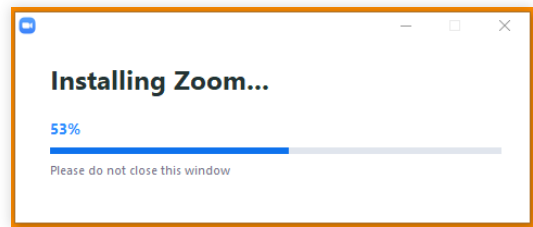
3

Marka soo dejintu dhammaato, waa inay ka muuqataa meel u dhow geeska bidix ee hoose ee shaashadda. Guji faylka (file) si aad u bilowdo rakibidda Suum.



4

Kumbuyuutarka ayaa soo bandhigi doona fariinta "Rakibidda Suum (Zoom)..." Taasi waa inay qaadataa daqiiqad keliya umana baahnid inaad wax kale qabato inaad sugto mooyaane. Markay taasi dhammaystiranto, waa inuu kulanka Suum (Zoom) u bilaabmaa si oota-maatik ah.



5

Marka aad kulanka gelayso, waxaa soo bixi doona hagitaan, "Si aad u maqasho dadka kale fadlan ku soo biir codka". Riix ka dibna kulanka Suum (Zoom) ayaa bilaabmi doona makarafoonkaaga oo daaran!

