



RAKIB OO KU BIIR KULANKA SUUM (ZOOM) ADOO U SII MARAYA CASUUMAD IIMAYL AH – ANDROYDHD TAABLET IYO TALEFOONADA CASRIGA AH

1

Fur fariinta iimaylka ee uu soo diray shaqsiga kugu casuumay kaqeybgalka Kulankooda Suum. Hal mar si deg-deg ah u taabo xiriiriyah buluuga ah ee hoosta ka xariiqan.

Join Zoom Meeting

<https://us02web.zoom.us/j/81331393378?pwd=b2NnQWFiR01SejJrRGhyWkdrQWNmUT09>

Meeting ID: 813 3139 3378
Passcode: 420406

3

Markuu Guugal Bleey furmo, wuxuu xagga sare ee shaashada ku soo bandhigi doonaa kulamada Suum Klaowdh (Zoom Cloud Meetings). Taabo **badhanka SOO DEJINTA** ee cagaaran si aad u bilowdo lasoo degista Suum.



ZOOM Cloud
Meetings
zoom.us

Install

Ka dib marka rakibistu dhammaato, badhanka RAKIB wuxuu isu beddelayaa mid oranaya FUR.

Open

2

Websaayt (Website) ayaa soo muuqan doona oo naga caawin doona inaan rakibno aabka Suum. Taabo ereyada buluuga ah ee Guugal Bleey si aad u bilowdo habka.

Click **Open** on the dialog shown by your browser

If you don't see a dialog, click **Launch Meeting** below

Launch Meeting

Don't have Zoom Client installed? Download from [Google Play](#) or [Zoom](#)

BOGGA 1 EE 3

5

Muddo gaaban ka dib, qalabku wuxuu soo bandhigi doonaa farriinta "Fadlan magacaaga geli". Taabo sanduuqa qoraalka ka hooseeya farriintan, adoo adeegsanaya looxada qoraalka ee kumbuyuutarka, ku qor magaca aad jeclaan lahayd inaad u muujiso kuwa kale. Kadib, si dhakhso ah u taabo badhanka **OK**.

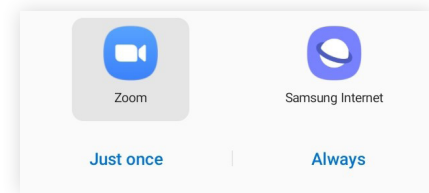
Please enter your name

Cancel OK

Wagtigan, Shirka Suum wuu bilaabmi doonaa, marka laga reebo cidina ku maqli mayso kumana arki karto. Waa inaad marka hore u oggolaataa Suum inuu helo makarafoonka qalabkaaga lagu rakibay iyo kamaradda.

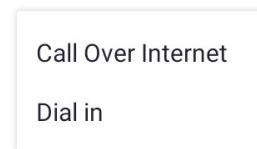
4

Hadda oo barnaamijka Suum la rakibay, waa inaad ku noqotaa farriinta iimaylka ee uu soo diray shaqsigii kugu casuumay inaad ka mid noqoto Kulankooda Suum. Sidii hore oo kale, taabo xiriiriyaha buluuga ah ee hoosta ka xariiqan. Waxaa laga codsan doonaa inaad doorato **badhanka Suumm** ka dibna **badhanka Markasta**.

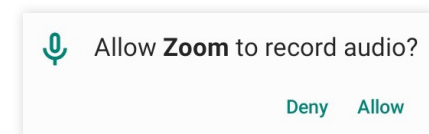


6

Geeska bidix ee hoose ee shaashadda, taabo badhanka cad ee **Ka Wicitaanka Internetka**.



Hagitaan ayaa soo muuqan doona oo odhanaya "U oggolow Suumm inuu duubo codka?" Si aad taas u waafaqdo, taabo **badhanka OGGOLOW**.




7

Hadda oo uu Suumm geli karo makarafoonka, waxaad u baahan doontaa inaad daarto. Taabo badhanka Ka Saar aamusnaanta ee geeska bidix ee hoose markaa kuwa kale ee wicitaanka ku jira ayay u bilaabmi doontaa inay ku maqlaan.



8

Badhanka Ka saar aamusnaanta ee geeska bidix ee hoose waxaa ku yaal badhanka Daar Fiidiyowga. Si aad u daarto kamaradda qalabka ku jirta, taabo **badhanka Daar Fiidiyowga**. Hagitaan ayaa soo muuqan doona oo odhanaya "U oggolow Suumm in uu sawirro qaado oo uu duubo fiidiyoow?" Si aad taas u oggolaato, deg-deg hal mar u taabo **badhanka Oggolow**.

 Allow **Zoom** to take pictures and record video?

Deny Allow

Hadda kuwa ku jira Kulanka zoom way ku maqli karaan waana ku arki karaan!

BOGGA 3 EE 3